


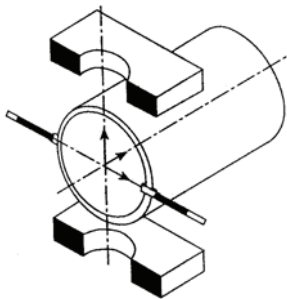
ELECTROMAGNETIC FLOW METER BAMOMATIC



Green LED = output (pulses)



Red LED = power ON



According to Faraday electromagnetism principle, the induced tension, in a conductor moving in a magnetic field, is directly proportional to the conductor speed.

- The most competitive on the market
- 6 models
- From 0.1 to 230 L/min
- Pulse output, calibrated range
- POM (Delrin) or PVDF pipe
- Stainless steel 316 L electrodes
- Easy fitting, small instrument
- Independent of fluid density, temperature or pressure
- Pressure loss insignificant

TECHNICAL FEATURES

| | |
|------------------------|---|
| Power supply: | 24 V DC / ± 3 V DC |
| Consumption: | 20 mA / 0.65 W |
| Protection: | Against polarity inversion |
| Output signal: | NPN Type |
| Status indicators: | Red LED = powered Green LED = output (pulses) |
| Wiring: | DIN 43650-A Plug |
| Process connection: | $\frac{1}{2}$ ", $\frac{3}{4}$ ", 1" or 1 $\frac{1}{4}$ " (vs. model) |
| Nominal diameter: | 8 mm, 14 mm, 18 mm, 25 mm (vs. model) |
| Pipe material: | POM (Delrin) or PVDF |
| Tube and electrodes: | Stainless steel 316 L |
| Mass: | 250...690 g |
| Minimal conductivity: | 20 μ S |
| Maximal pressure: | 6 bar |
| Operating temperature: | -10°C to + 40°C |

ACCURACY / PRINCIPLE

Those flow meters are calibrated on a test bench with a precision better than ± 5 pulses /1000. Tests are carrying out at room temperature with water.

In an electromagnetic flow meter, the fluid section is in a magnetic field originated by toroidal spools. Electrodes, fitted at 90° from the fluid movement and in contact with the conductive liquid measure the generated potential. This potential is proportional to the speed flow (Faraday law) and to the flow rate if the pipe section is constant.

CODE NUMBERS and REFERENCES

| Power supply 24 V DC | | | Pulse output | | | |
|----------------------|-----------|-------------|-------------------|-------------|----------|-----------|
| POM pipe | PVDF pipe | Range L/min | \emptyset | Hz / L /min | Range Hz | Pulse / L |
| 775 001 | 775 301 | 0,1 to 5 | $\frac{1}{2}$ " | 16,6667 | 1,6 à 83 | 1000 |
| 775 002 | 775 302 | 1 to 20 | $\frac{1}{2}$ " | 13,3333 | 13 à 267 | 800 |
| 775 003 | 775 303 | 2 to 50 | $\frac{3}{4}$ " | 2,6666 | 5 à 134 | 160 |
| 775 004 | 775 304 | 5 to 100 | 1" | 2,6666 | 13 à 267 | 160 |
| 775 005 | 775 305 | 10 to 150 | 1" | 1,3333 | 13 à 200 | 80 |
| 775 006 | | 11.5 to 230 | 1 $\frac{1}{4}$ " | 1,6666 | 19 à 383 | 100 |

BAMO MESURES

22, Rue de la Voie des Bans - Z.I. de la Gare - 95100 ARGENTEUIL
Tél : (+33) 01 30 25 83 20 - Web : www.bamo.fr
Fax : (+33) 01 34 10 16 05 - E-mail : info@bamo.fr

ELECTROMAGNETIC
FLOW METER
BAMOMATIC

03-11-2008

775 I1 01 H

DEB

775-01/1

CAUTION

The mounting on site of a BAMOMATIC should strictly follow these **recommendations**.

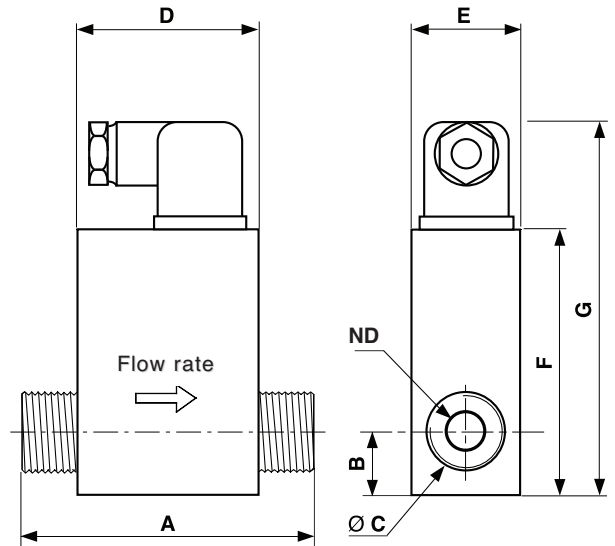
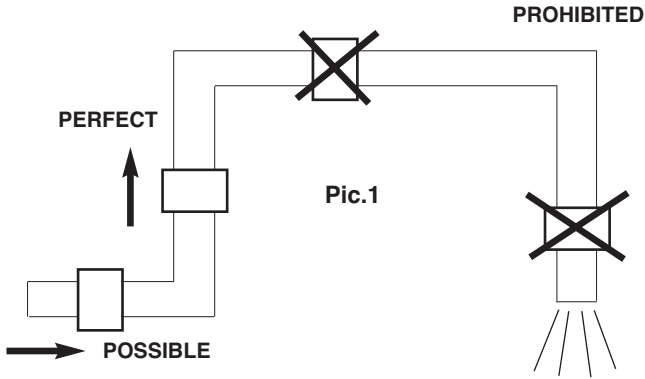
The 2 flow meter electrodes have to be imperatively in a permanent contact with the fluid.

According to **Pic. 1** here under, the upward and downward lengths of the pipe (respectively upstream and downstream) should be as long as possible; the pipe diameter should corresponds to the connection diameter.

Avoid elbows, valves and obstruction close to the flow meter.

Non respect of those conditions may originate lowest performance.

It is not convenient to install a BAMOMATIC close to a heating device and/or a powerful magnetic field.

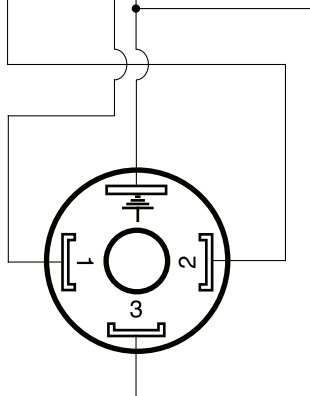
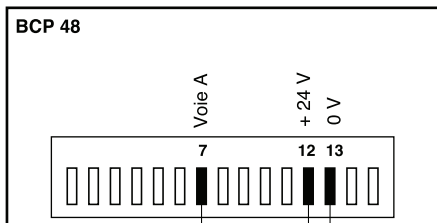


DIMENSIONS

| Model | A | B | Ø C | D | E | F | G | ND |
|--------|------|------|-----------|----|----|-----|-----|----|
| 1/2" | 84,5 | 18,5 | 1/2" MG | 80 | 36 | 88 | 100 | 8 |
| 3/4" | 90 | 20 | 3/4" MG | 80 | 36 | 88 | 100 | 14 |
| 1" | 90 | 22 | 1" MG | 80 | 36 | 88 | 100 | 18 |
| 1 1/4" | 115 | 36,5 | 1 1/4" MG | 64 | 60 | 130 | 155 | 25 |

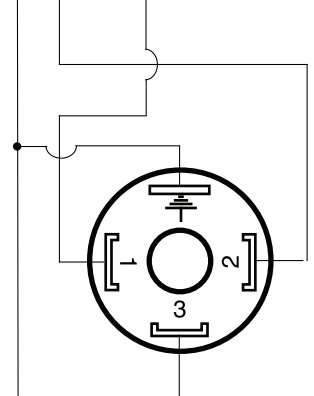
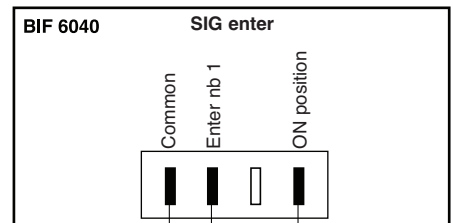
ASSOCIATED Display and/or Totalizer

Wiring to BCP 48 device



- BAMOMATIC**
Wiring DIN 43650 Plug
- Pin 1: Power supply +24 Vdc
 - Pin 2: Output collector opto-isolated
 - Pin 3: Output transmitter opto-isolated
 - Pin : 0 Vdc

Wiring to BIF 6040 device



**ELECTROMAGNETIC
FLOW METER
BAMOMATIC**

03-11-2008

775 11 01 H

DEB

775-01/2

BAMO MESURES

22, Rue de la Voie des Bans - Z.I. de la Gare - 95100 ARGENTEUIL

Tél : (+33) 01 30 25 83 20 - Web : www.bamo.fr

Fax : (+33) 01 34 10 16 05 - E-mail : info@bamo.fr